

Medical use only



Lipo Lab

PPC Solution

PHOSPHATIDYLCHOLINE 1,000mg

www.lipo-lab.com

MADE IN KOREA



Lipolysis – Lipo Lab's Innovative Solution



Lipo Lab



High purity PPC (German origin: purity 99.8%)

Sodium Deoxycholate (Japanese origin: purity 98%)

Particles of 50 ~ 70 nanomicons, a size smaller than a cell

Special Sterile Technology (odorless, non-pigmental, sterile technology)

By adopting German-origin raw material with the highest purity, Lipo Lab guarantees its safety & efficacy and enables clinics/hospitals to carry out more efficient and swift body-care programs. Lipo Lab has been designed and developed to stand a gamma-sterilized aseptic process under the pressure of 1,000 bars or higher, which eradicates the problem of storing it in the refrigerator and the risk of probable infection, but makes it possible to keep it under normal temperatures.

What is PPC INJECTION?

PPC(PhosphatidylCholine)injection, spotlighted as the latest solution to obesity, is being called 'the 2nd Botox'. No single case of side – effects has been reported in the clinical trial over 10,581 patients implemented in the UK and has been made even more renowned since celebrities like Britney Spears and Mariah Carey took this PPC treatment and it ended up with a success. It has now become very popular in over 60 countries.

Characteristics of Lipo Lab PPC Solution

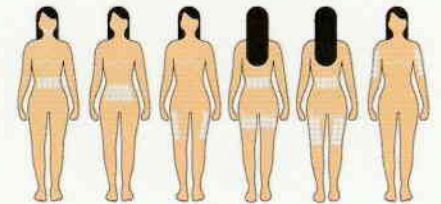
1. No need of anesthesia as it barely generates pain
2. More efficacious and easier treatment than liposuction surgery
3. Unlike existing methods such as mesotherapy which only reduces the size of fat cells, Lipo Lab PPC dissolves, destroys fat cells and exhausts them out of body through sweat, urine and internal combustion, which does not incur the so-called 'yo-yo' phenomenon.
4. Cheaper costs than existing liposuction surgery
5. Effective for removing cellulites and enhances skin elasticity
6. Such a simple treatment that barely bothers everyday life
7. Solves the obesity of specific parts where exercises cannot do
8. Gamma-irradiated Lipo Lab Solution secures safe treatment and raw material of 99.8% purity from Germany maximizes the efficacy of lipolysis.
9. Caution! Patients with the following symptoms/diseases should not take PPC treatment: pregnant women, women under breast-feeding, patients of diabetes, cancer, heart disease, stroke & arteriosclerosis and those allergic to peas & beans

HOW TO USE

1. Shake vials well to mix the deposited particles on the bottom.
2. Draw 2 vials of PPC & 1 vial of Lipase(Hyaluronidase) with a 20ml syringe.
3. In case of abdomen/waist, inject 0.7~0.8ml on a spot and move to next half an inch or a centimeter distant. By doing so, you will consume a total of PPC 8~10 vials at a treatment depending on obesity degree and you are recommended to repeat this treatment 4~5 times at 10~15 days' interval, which will lead a patient to consume 3~5 boxes to complete a whole process of treatments. This whole process will end up with reduction of 4~6 inches!
4. In case of other parts such as double chin, armpit, upper arm and thigh, you are required to adjust(mostly diminish) injection quantity according to the obesity degree of the part to be injected.
5. Caution! As PPC solution could also dissolve muscles and nerves, you should be careful to inject it subcutaneously and must not inject it on the parts below knees where nerves are densely concentrated!

Major parts for injections

1. **Double chin** : Facial layer of fat which makes thick neck and double chin
2. **Armpit, forearms** : Armpit lines of the front part of arms, forearms around the triceps
3. **Back** : Brassiere line which gets a style of dressing disheveled
4. **Abdominal region, ribs(love handle)** : abdominal region and weighty ribs on both sides, love handle on the rear side
5. **Hip** : Line under a hip which is connected to thighs
6. **Thighs** : External or internal lines which jiggle due to excessive fatty layers



Process of lipolysis of Lipo Lab



Clinical data

The photo of abdominal region is after getting 2 injections of 10 ampoules, and the size reduced by 4,2 inches. The photo of a back is after getting 3 injections of 3 ampoules and it shows recovered body line after breaking down fats. In case of abdominal region, most patients showed 1~2 inches of size reduction with one injection, and there is a patient who showed maximum 4 inches of size reduction. After getting PPC injections, both patients cared the body using PPC cream – had better effect on recovering the body line thanks to skin elasticity and reduction of cellulite.



Possible Symptoms After PPC Injection

1. Diarrhea, Vomiting(malfunction of digestive organs) & Dizziness

Too much injection could cause diarrhea and possible disorder of digestive organs like vomiting could well be attributed to exasperation of parasympathetic nerves stemming from fear of injection rather than injection itself. As PPC treatment is itself comprised of numerous injections, some patients reluctant to injection could be exasperated and therefore encounter with such symptoms as dizziness, hand-shaking, weariness, etc. But all these symptoms will disappear in a day or so.

2. Local Inflammation

Local inflammation is a side-effect that patients should be very cautious about. Local inflammation could be caused not only by PPC injection but also by liposuction, surgery and even acupuncture of oriental medical science.

3. Irregular Menstruation

Menstruation could be temporarily irregular because fat-dissolving treatment could expedite to secrete estrogen which is much contained in fat cells. There is no other problem than temporary discomfort.

4. Low Blood – pressure

Fat cells start to swell after injection, which could cause dizziness stemming from low moisture in blood. In order to prevent this symptom, patients are recommended to drink much water before and after injection.

5. Over – pigmentation

Too much injection near skin layer could cause over-pigmentation and injecting on the exact subcutaneous depth barely brings this phenomenon. It will return to normal condition unless melanin in dermis is exposed to sunlight for a long period of time

6. Bruise

Bruise is a phenomenon that syringe needle damages fine blood vessels lying underneath skin. It is inevitable since capillary vessels are mostly invisible, but this kind of bruise disappears in 7~10 days.

7. Others

Blisters can be generated by wearing tight clothes like blue jeans for lengthy time, so patients are advised to avoid tight clothes after treatment.


6. Post – treatment Care

Since PPC treatment consumes a vast quantity of water, patients are required to drink as much water after treatment: over 1~2 liters/day of lukewarm water, and avoid violent exercises and take sufficient rests. In case there are bumpy parts where solution did not reach properly, you may use PPC Cream to get them streamlined.



13. LipoLab Genuine Product Certification

LipoLab made from MEDIHUB since 2011

The genuine LipoLab manufacture is only 

The genuine confirm LipoLab in a www.lipo-lab.com



[App. Download]

Android iOS



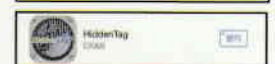
Searching "hiddentag"



Android



iOS



※ [Android] <http://sj.360.cn/m/>

[Genuine product certification]



"HiddenTag" App.



Scanning



Genuine product certification

+ Lipo Lab

PPC Solution

PHOSPHATIDYLCHOLINE 1,000mg

 **VEL.KOREA** Distributed by VEL.KOREA

 **MEDIHUB** Manufactured by MEDIHUB

A05Ho, 14-1 Cheonhodaero, Dongdaemun-Gu, Seoul, KOREA

Tel: +82-10-5142-1223

Fax: +82-504-387-1223

Email: medihub@nate.com

